




# ALL-IN-ONE SOUND AND LIGHT SYSTEM

Rail Brochure 2023





# Immerse yourself in a new expression of **SOUND** and **LIGHT**

Founded over 30 years ago in Tuscany, K-array has gained recognition for its slim, compact professional audio solutions that discreetly integrate within architecture while delivering exceptional sound quality for a wide range of applications.

With KSCAPE, we are extending our heritage of innovation by exploring new possibilities in sound and design. Our goal is to put people at the center of the experience by merging technologies such as light and sound, creating a more immersive, human-centric experience that enhances our connection with buildings and interiors for everyday use. KSCAPE is about reimagining the relationship between people, spaces, and sound to create environments that engage, inspire, and elevate.

rail



## Alessandro Tatini

President K-ARRAY

“

Sound and Light involve our most important senses yet their quality directly affects the quality of our life in ways you could never imagine so when approaching both sound and light as separate chapters of a Project, you often lead to some limits and compromises that negatively affect the final result. Considering all this, the idea that one device can resolve the perfect integration of the two disciplines that sees them perfectly harmonized in unison. It is an integration that offers an important tool for modern design, which simplifies construction and any future maintenance. An innovative and original way to offer quality to our emotions.



## Massimo Ferrati

CFO - Finance President



Passion is the engine that drives our decisions and creates wonderful, rather unexpected paths. It is thanks to this passion that all our products are born with the desire to always create something new and extraordinary.

In this work we must always be attentive to what surrounds us, to study the needs of users and sometimes to anticipate them.

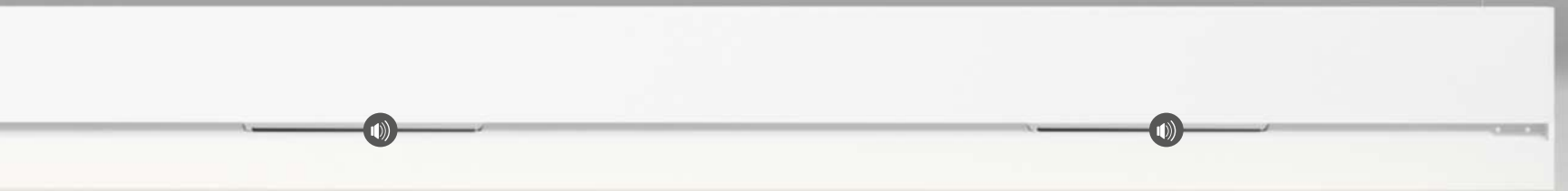
The KSCAPE brand was born from the desire to be pioneers of the times and to create a product that meets all the needs of human centric design and to elevate those experiences. It is the story of the perfect fusion of what most characterizes us, namely the passion for audio and soundscape, the physical elements and the magical, intangible capability of filling and shaping the space around us. KSCAPE is emotion.

rail



Introducing the RAIL system - an innovative **pro audio** and **lighting solution** designed to solve the challenges faced by integrators, architects and designers.

It offers exceptional performance and comfort, making it the perfect choice for your project where sound and light are essential features for human centric design.



rail



CEDIA AWARDS



**archiproducts**<sup>®</sup>  
the worldwide source for architecture & design products



## **Dynamic Pro Audio**

At the heart of RAIL is a superior professional sound experience featuring three full-range cone drivers by K-array that are designed to deliver a powerful combination of low and high frequencies, providing an evenly-distributed, high-quality sound output.

This cutting-edge technology ensures a continuous emission of great sound, giving you an immersive audio experience.

## **Pure Lighting Technology**

This 1.2m innovative lighting solution features specific optic designs that prioritize visual comfort, ensuring that our lighting achieves optimum UGR levels delivering a full spectrum of colors with a high CRI.

## **Smart Control**

Control the light easily using a simple 24V switch, on-board DALI or even Casambi's wireless bluetooth technology. This feature is incredibly energy-efficient.

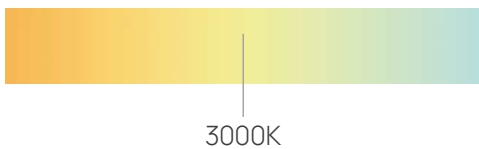
RAIL also features cloud-based amplifiers from K-array, ensuring that your audio requirements can be met with minimal effort. This all-in-one, plug n play solution can be integrated into your smart building automation system.

rail

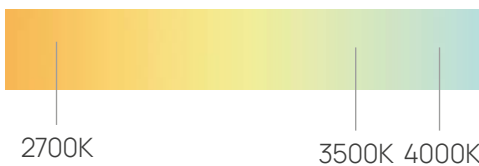
# FEEL THE COLOR

Available in different  
color temperatures


**Standard** Static Color Temperature




**Customizable** Color Temperature  
Available on request (depends on quantities)



**Available Direct/Indirect**  
can also be combined with Indirect RGBT





rail





rail

# FEEL THE COLOR

Improve human-centric design  
with natural circadian rhythms

## Tunable



## Available Direct/Indirect

can also be combined with Indirect RGBT





rail







rail

# FEEL THE COLOR


Enhance emotional impact  
through the use of color


RGB+TUNABLE Indirect light



In combination with direct light

Standard 3000K or Tunable white





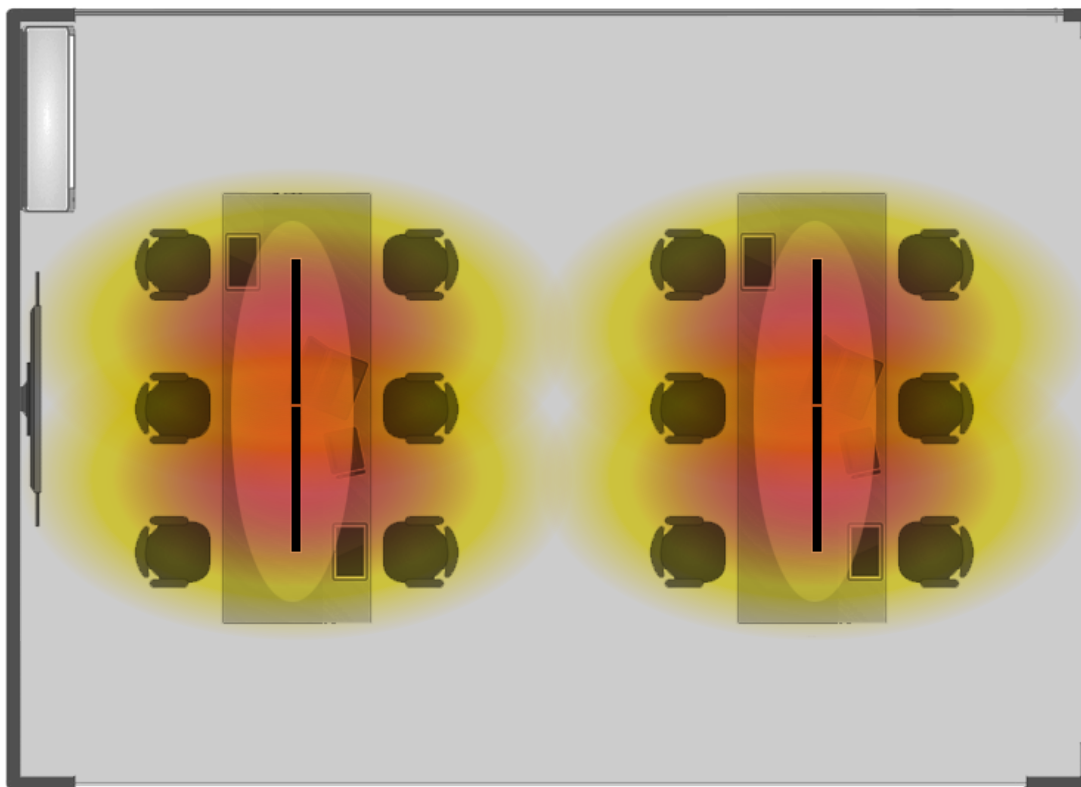
rail




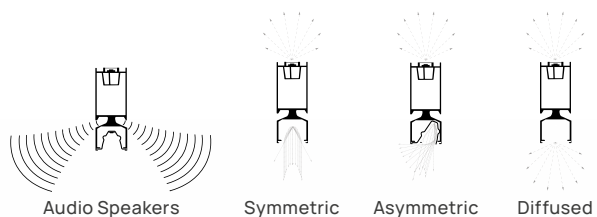
# Uniform continuous sound emission

- 110° super even coverage
- Three 1" x 5" woofers per module
- Full-range sound emission for BGM
- Possibility to combine with an ultracompact K-ARRAY subwoofer to reach up to 97db and a greater range of frequency response optimal for video conferencing

(for more information on subwoofers visit the website: [www.k-array.com/en/products/type/subwoofers](http://www.k-array.com/en/products/type/subwoofers))



# rail



## OPTICS

- Symmetric with aluminum reflector
- Asymmetric with wall-washer aluminum reflector
- Diffused with opal light diffuser

## LIGHT CHARACTERISTICS

- 24Vdc constant voltage
- PCB made in Italy
- LED by CREE and OSRAM
- CRI 90
- LED lifetime Lm80\_60.000hours 25°

### • DIRECT LIGHT:

3340lm@34W 100% led on

3000K

Tunable white

### • INDIRECT LIGHT:

6100lm@86W 100% led on (with direct light)

3000K

Tunable white

RGBTunable white



## AUDIO ELECTRICAL CHARACTERISTICS

**Transducers:** 3 x 1" x 5" neodymium magnet transducers with 0.65" voice coil

### Frequency response:

60 Hz-20Hz (-6 dB) full range preset @ 84dB max SPL

200Hz-20Hz (-6dB) w/subwoofer preset @ 97dB max SPL

**Rated power:** 75W peak

**Maximum SPL:** 97dB peak with dedicated preset

**Nominal Impedance:** 48Ω

**Coverage:** V:10° H:110° (unit set in vertical position)

## CONTROL SYSTEM

### LIGHT:

- 24V standard ON/OFF
- DALI control (64 channels for each network)
- CASAMBI control (Bluetooth mesh)

### AUDIO:


- K-ARRAY CONNECT mobile app (through K-Array amplifiers)



# rail



## SPOTLIGHTS

- Input voltage 24Vdc
- CREE Led
- CRI 90
  
- DIRECT LIGHT  
660-1380lm@8,4W-16,8W  
 3000K
- IP rating 20
- Adjustable zoom optic 8°-50°

## ELECTRIFIED TRACK

- Standard Stucchi Multisystem electrified track
- Magnetic adapter
- Input voltage 24Vdc



## AUDIO ELECTRICAL CHARACTERISTICS

**Transducers:** 3 x 1"x 5" neodymium magnet transducers with 0.65" voice coil

**Frequency response:**

60 Hz-20Hz (-6 dB) full range preset @ 84dB max SPL

200Hz-20Hz (-6dB) w/subwoofer preset @ 97dB max SPL

**Rated power:** 75W peak

**Maximum SPL:** 97dB peak with dedicated preset

**Nominal Impedance:** 48Ω

**Coverage:** V:10° H:110° (unit set in vertical position)

## CONTROL SYSTEM

### LIGHT:

- 24V standard ON/OFF
- DALI control (64 channels for each network)
- CASAMBI control (Bluetooth mesh)

### AUDIO:

- K-ARRAY CONNECT mobile app (through K-Array amplifiers)

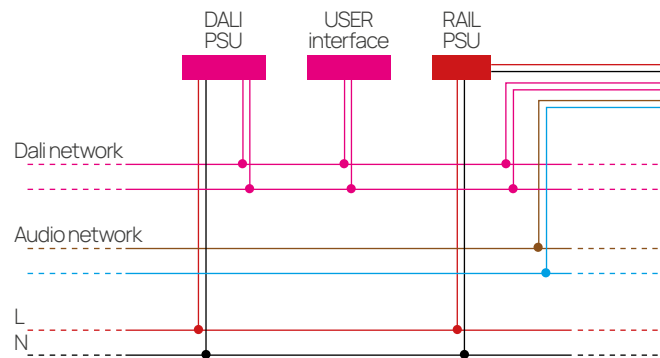




rail

# DALI controlled RAIL

Wiring structure



The **Dali structure** is a wired system that can support up to 64 channels for each DALI network. It requires the addition of a DALI BUS to the electrical system and uses wired addressing for communication. The devices are connected to a control panel or switches using a wired connection, allowing for digital communication. Each device has its own unique address, ensuring seamless integration and efficient control of the system.



rail

# CASAMBI ready RAIL

## Wiring structure

Audio network

L  
N


RAIL  
PSU



RAIL offers smart wireless control through Casambi Bluetooth technology for a more efficient management of the systems features.

The Casambi app serves as the control tool and can be downloaded on both iOS and Android devices. Users have the option to control RAIL via smartphones, tablets, smartwatches, or even traditional switches with slight modifications.

This user-friendly interface ensures seamless control, making it easy for users to manage RAIL's lighting system.





rail




# RAIL

Application

Revolutionize the retail experience with RAIL.

This dynamic combination of lighting with professional audio creates a truly immersive atmosphere, enhancing the overall shopping experience. Choose from electrified tracks with projectors or diffused linear lighting.

TRACK READY





rail







rail


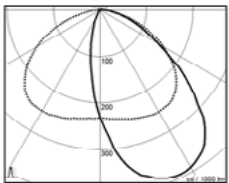



# MUSEUM and GALLERY

Application

Elevate the Museum and Gallery experience with RAIL which seamlessly combines high-quality audio and lighting, creating an immersive atmosphere that enhances the visitor experience. With a variety of lighting options available, you can showcase your exhibits in the best possible light. Our intuitive control interface allows effortless adjustment of lighting and audio levels, ensuring a tailored experience for every visitor.

## ASYMMETRIC OPTIC





# rail

“

“The natural light in Montauk was our inspiration for the lighting system – it is really what makes this area so special and what we aspired to capture but, in a traditional barn, the goal was to achieve a solution that was versatile and could be tailored to the needs of the wide variety of artwork we will exhibit. K-array provided us with extreme latitude in adjusting the lights for the changing demands of the lighting conditions each unique body of work requires.”

Furthermore “The lighting is, of course, critical in allowing a work of art to shine and exemplify the small surface details that might be hard to see. One thing I was struck by was the way that the lights brought out elements of paintings I’m extremely familiar with but had not seen under other conditions.”


**Max Levai**


Forbes “One To Watch” Art Dealer





rail





rail

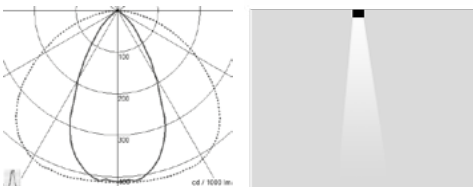


# OFFICE

Application

RAIL is a new solution for creating a harmonious synergy between light and sound in the workplace. With its all-in-one design, RAIL seamlessly integrates with a smart automated building system for open office environments and video conferencing. RAIL's tunable white LED lighting provides optimized illumination for high productivity and wellness by matching the natural rhythm of the day.

## SYMMETRIC OPTIC







## SG CS: Merlion



10:34am

http://10.92.2.182 5154

http://10.92.2.182

1. Connect your device to JLLNET / JLLGuest
2. Browse to the address above
3. Connect

Apple users can AirPlay to SG CS: Merlion after connecting via Solstice app

10:34 AM



rail






rail

## Enhance the meeting room

RAIL's cutting-edge human centric technology and seamless integration allow for a clutter-free space that promotes productivity and seamless communication, providing the perfect solution for businesses seeking to optimize their video conferencing capabilities in a new era of hybrid working.





# rail



“We create intelligent, adaptive soundscapes to improve wellbeing and cognitive functioning in offices, hospitals, schools and other buildings. The worst implication of this historically has been the speakers, as a dozen stories of ceiling speakers is an architect’s worst nightmare!

RAIL is a game-changer, giving us the incredible K-ARRAY sound quality we know and love while rendering the speakers invisible.

And as our clients increasingly realise the need for integrating sonic and visual designs into a coherent theme, RAIL’s multi-sensory approach is precisely where the market is heading.

We have been thrilled to recommend and see RAIL deployed in our projects with major multinational clients, with more soon to come.”

**Evan Benway**

Managing Director, Moodsonic





# rail

## Benefits of scale

One of the key benefits of RAIL is its scalability, which can lead to significant cost savings compared to separate solutions for ceiling speakers and lighting fixtures. In fact, simulations have shown that RAIL can save significantly on labor, wiring costs and energy. Furthermore, the integration of high-quality audio and lighting into a single solution streamlines the design, installation, and maintenance processes, resulting in a more efficient and cost-effective service making it a sustainable choice for any project.







rail

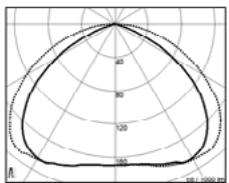


# HOSPITALITY

Application

Elevate the hospitality experience with RAIL's seamless integration of high-quality audio and lighting. Customizable features allow you to create the perfect ambiance for any setting, whether it be a romantic fine dining experience or a lively hotel reception area. RAIL transforms spaces and provides guests with a truly unique experience.


## DIFFUSED OPTIC





rail





rail

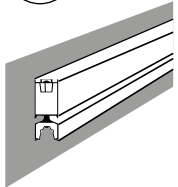




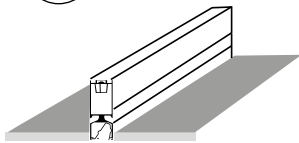
# rail



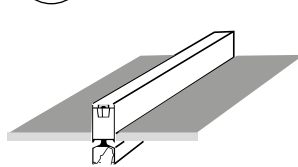
 **Wall mounted**



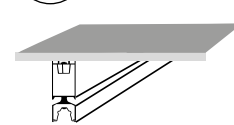
 **Recessed**




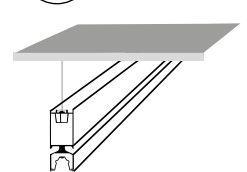
 **Semi-Recessed**



 **Ceiling**



 **Suspended**



Rail has 4 combinations of different optics: symmetrical, asymmetrical, diffused and the possibility of housing a low voltage electrified track with projectors. Multiple installation systems are available to demonstrate the ultimate flexibility of RAIL including: recessed, semi-recessed, ceiling, suspended and applique.

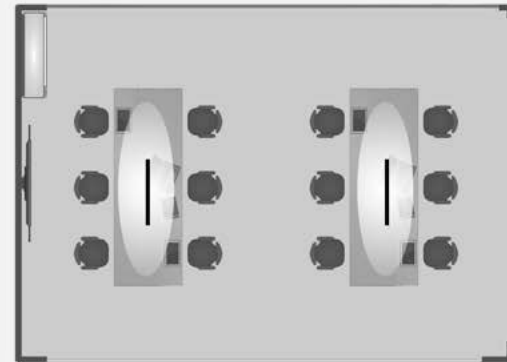
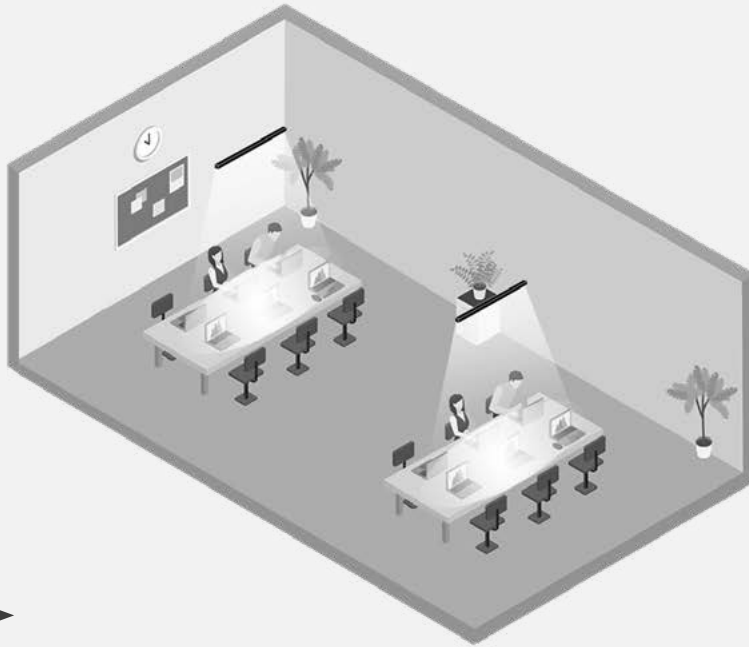
The ceiling, suspended and wall-mounted versions can also provide indirect lighting which is available in constant color temperature, tunable or rgtunable. Where audio is crucial, all the mounting options guarantee optimal sound diffusion, including the recessed version that provides a small gap on each side of the RAIL which has been designed and studied in detail in order not to compromise the acoustic performance.





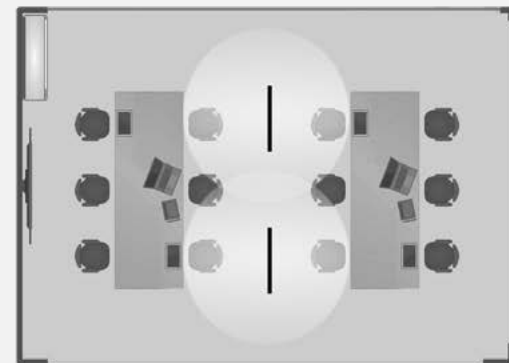
# rail

## SYMMETRIC OPTIC



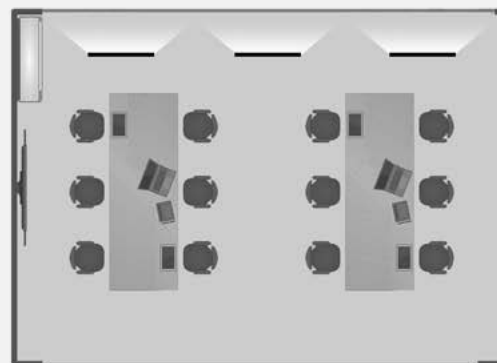

The symmetrical optic has a blade emission, therefore along the C0 plane it is very narrow, while on the C90 plane it has a wider opening. It is the perfect option for workplaces thanks to the UGR <math><19</math> along the C0 plane that illuminates the space lengthwise in a homogeneous and uniform manner.

## DIFFUSED OPTIC



Thanks to the very wide beam angle, on both planes C0 and C90, the diffused optic is widely used in environments that require soft and uniform light, without particular focus, such as corridors, waiting rooms, waiting areas, etc.


## ASYMMETRIC OPTIC



The asymmetrical optic allows you to wash the wall homogeneously.

With a standard height of 3m, the recommended distance for good wall lighting is 1m, while the recommended distance between the products is 1.2m

## INDIRECT OPTIC

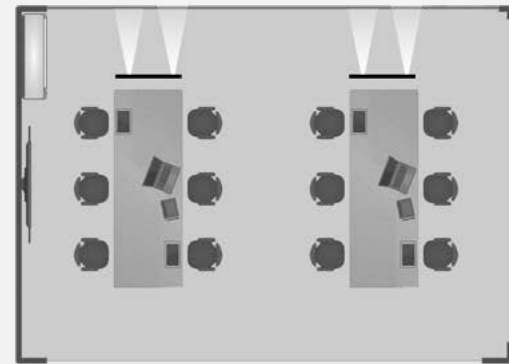
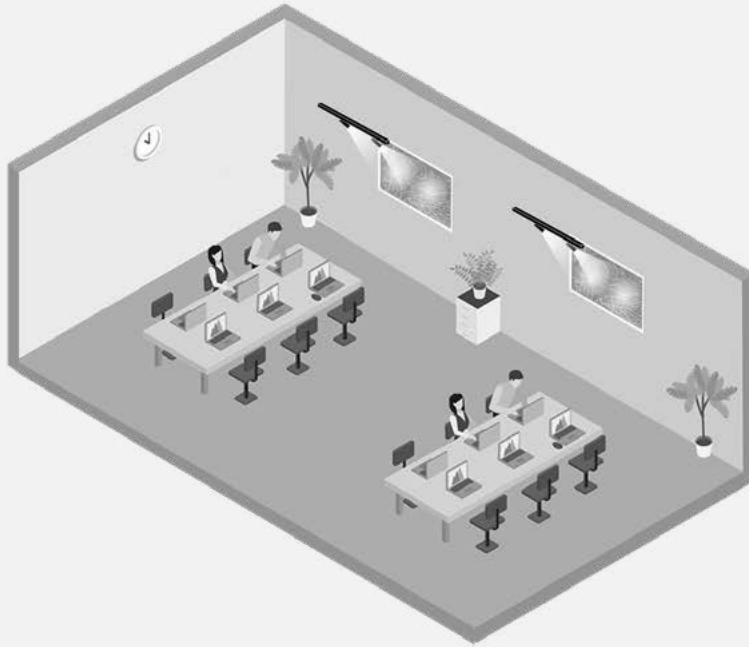


The indirect option completes the range of optics. This perspective gives breadth to the rooms and gives them an architectural connotation if placed within spaces with high-quality ceilings and significant heights.

Available with constant temperature 3000K, Tunable and RGBTunable.

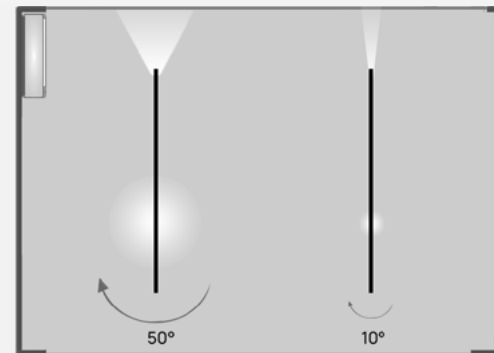
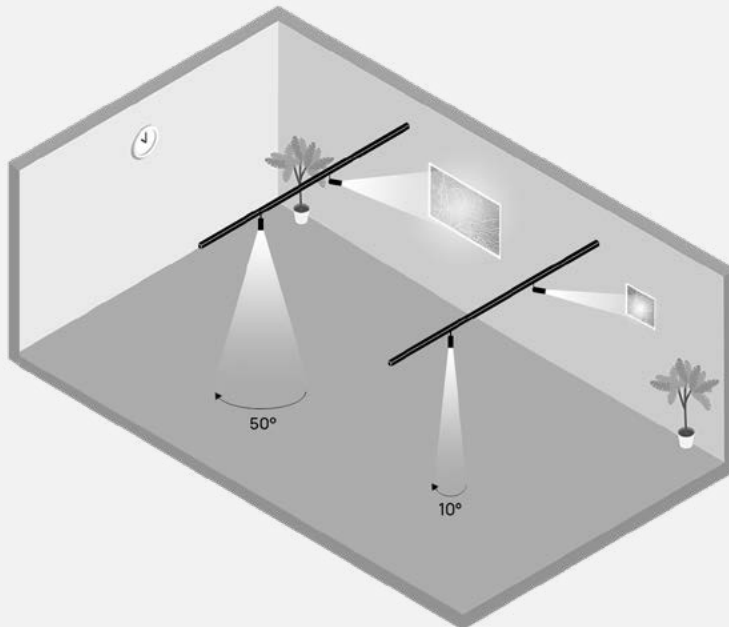
# rail

## TRACK READY



Flexibility is essential when it comes to projectors. With the ability to rotate  $90^\circ$  on the vertical plane and  $355^\circ$  on the horizontal plane, our projectors can adapt to any environment, providing the perfect lighting design required for any space. The projectors also feature a zoom lens that can be adjusted from  $8^\circ$  to  $50^\circ$ , providing even more flexibility in designing the perfect lighting design.



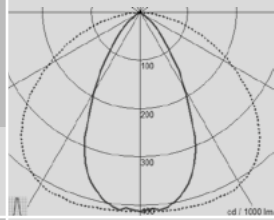








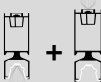

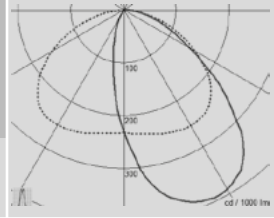










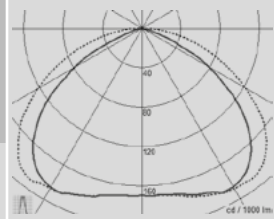








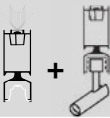

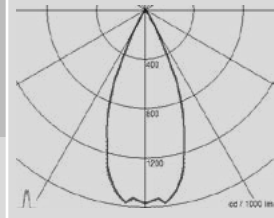









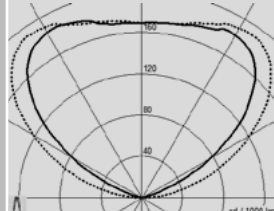
## PROJECTORS



The special ZOOM lens allows for unparalleled flexibility in projector design, enabling the modulation of beam aperture without the need for mechanical lens changes. With the ability to switch from a wide aperture of  $50^\circ$  to a narrow aperture of  $8^\circ$  min using a simple rotatable ring, projectors equipped with this technology are incredibly versatile.



## SUMMARY OF THE CONFIGURATIONS

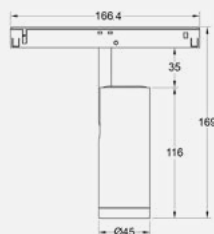
OPTICS	DIMMING CONTROL	LIGHTING OPTIONS	MOUNTING OPTIONS	PHOTOMETRIC DATA	FINISHES	AUDIO COMBINATIONS	DATASHEET
<b>SYMMETRIC</b> 	24V	 Direct only 3000K or Tunable White	Suspended Ceiling Recessed Semirecessed Wall mounted		 Black  White  Custom RAL	  Audio  Non Audio	
	DALI	 Combined with Indirect 3000K , Tunable White or RGB Tunable	Suspended Wall mounted				
	CASAMBI						
<b>ASYMMETRIC</b> 	24V	 Direct only 3000K or Tunable White	Suspended Ceiling Recessed Semirecessed Wall mounted		 Black  White  Custom RAL	  Audio  Non Audio	
	DALI	 Combined with Indirect 3000K , Tunable White or RGB Tunable	Suspended Wall mounted				
	CASAMBI						
<b>DIFFUSED</b> 	24V	 Direct only 3000K or Tunable White	Suspended Ceiling Recessed Semirecessed Wall mounted		 Black  White  Custom RAL	  Audio  Non Audio	
	DALI	 Combined with Indirect 3000K , Tunable White or RGB Tunable	Suspended Wall mounted				
	CASAMBI						
<b>ELECTRIFIED TRACK + PROJECTOR</b> 	24V	 Direct only with projector LED 3000K	Suspended Ceiling Recessed Semirecessed Wall mounted		 Black  White  Custom RAL	  Audio  Non Audio	
	DALI	 Combined with Indirect 3000K , Tunable White or RGB Tunable	Suspended				
	CASAMBI						
<b>Chatacteristics of additional Indirect light</b>							
<b>INDIRECT</b> 	24V	Indirect 3000K , Tunable White or RGB Tunable	Suspended Wall mounted			Indirect light is additional to the previous optics. It's not possible to have RAIL with only indirect light	
	DALI						
	CASAMBI						

**MECHANICAL DRAWINGS**



**PROJECTOR**

Ø 45



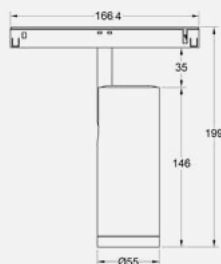
Lumen output 660lm  
Fixture Wattage 8,4W  
EFFICIENCY 78lm/w  
adjustable Beam angle 8°-50°  
CRI 90  
Current 350mA  
CREE Led  
IP RATING 20  
Input voltage 24Vdc

ON/OFF AND DALI VERSION  
SPOT-45-AG-W ○ White  
SPOT-45-AG-B ● Black  
SPOT-45-AG-X ● Custom RAL

CASAMBI VERSION  
SPOT-45-AG-W-C ○ White  
SPOT-45-AG-B-C ● Black  
SPOT-45-AG-X-C ● Custom RAL

Casambi version available

Ø 55



Lumen output 1381lm  
Fixture Wattage 16,8W  
EFFICIENCY 82lm/w  
adjustable Beam angle 8°-50°  
CRI 90  
Current 700mA  
CREE Led  
IP RATING 20  
Input voltage 24Vdc

ON/OFF AND DALI VERSION  
SPOT-55-AL-W ○ White  
SPOT-55-AL-B ● Black  
SPOT-55-AL-X ● Custom RAL

CASAMBI VERSION  
SPOT-55-AL-W-C ○ White  
SPOT-55-AL-B-C ● Black  
SPOT-55-AL-X-C ● Custom RAL

Casambi version available

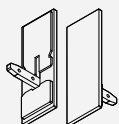
# rail

## ACCESSORIES

### END CAPS AND MECHANICAL CONNECTIONS

#### End caps

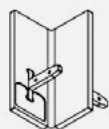
End caps



- White RTW
- Black RTB
- Custom RAL RTX

#### Mechanical connector

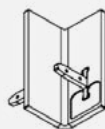
L joint connection right side



- White RTLDXW
- Black RTLDXB
- Custom RAL RTLDXX

#### Mechanical connector

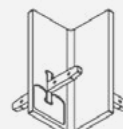
L joint connection left side



- White RTLXW
- Black RTLXSB
- Custom RAL RTLXSS

#### Mechanical connector

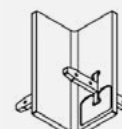
T joint connection right side



- White RTTDW
- Black RTTDXB
- Custom RAL RTTDXX

#### Mechanical connector

T joint connection left side

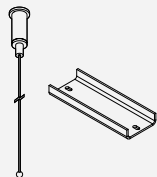


- White RTTSW
- Black RTTSXB
- Custom RAL RTTSXX

### SUSPENDED INSTALLATION

#### Suspension cable

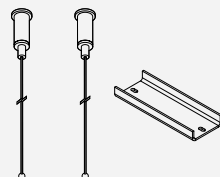
1 wire + mechanical joint  
Lenght 2.5m



- Steel PEN1-120

#### Suspension cable

2 wires + mechanical joint  
Lenght 2.5m

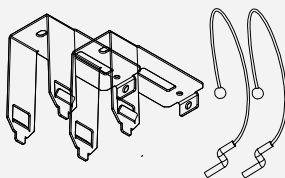


- Steel PEN2-120

### CEILING INSTALLATION

#### Ceiling mounting bracket

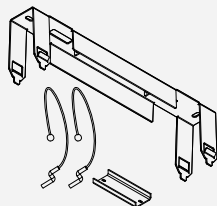
Terminal point



- Steel PLA1-120

#### Ceiling mounting bracket

Middle point



- Steel PLA2-120

#### Extractor tool



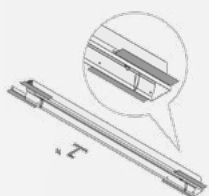
- White EXT-01



## RECESSED

### Insertion box

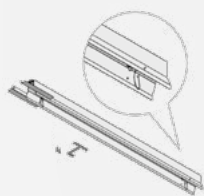
TERMINAL POINT



○ White HS-FL-ED-120-W  
● Black HS-FL-ED-120-B

### Insertion box

MIDDLE POINT



○ White HS-FL-MI-120-W  
● Black HS-FL-MI-120-B

### Insertion box

STANDALONE



○ White HS-FL-ST-120-W  
● Black HS-FL-ST-120-B

### Extractor tool

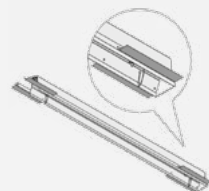


○ White EXT-01

## SEMIRECESSED

### Insertion box

TERMINAL POINT



○ White HS-SF-ED-120-W  
● Black HS-SF-ED-120-B

### Insertion box

MIDDLE POINT



○ White HS-SF-MI-120-W  
● Black HS-SF-MI-120-B

### Insertion box

STANDALONE



○ White HS-SF-ST-120-W  
● Black HS-SF-ST-120-B

### Extractor tool



○ White EXT-01

## WALL INSTALLATION

### Wall mounting bracket



○ White APP-120



43°57'00"N-11°22'59.88"E  
**AN AUTHENTIC PLACE**

## **KSCAPE**

Via P. Romagnoli 17 | 50038 Scarperia e San Piero - Florence - Italy

ph +39 055 84 87 222

info@kscape.it

www.kscape.it

The data included in this catalog may vary. Consult the website for updated data.

---

In accordance with its policy of continuous product development, K-array reserves the right to introduce any changes to its products without prior notice. Materials, colors and data presented in the catalog are only for reference. K-array is available to customize systems, finishes and new applications upon request.

All rights reserved © 2023



